

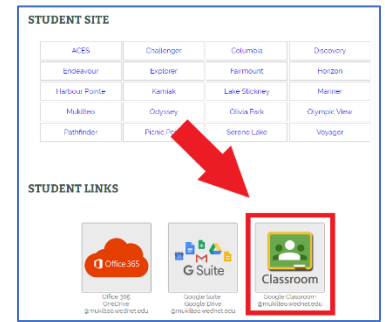
# Sign into Google Classroom

Start on the Mukilteo School District webpage: [mukilteoschools.org](http://mukilteoschools.org)

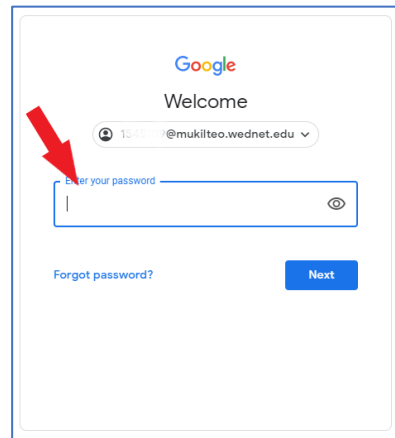
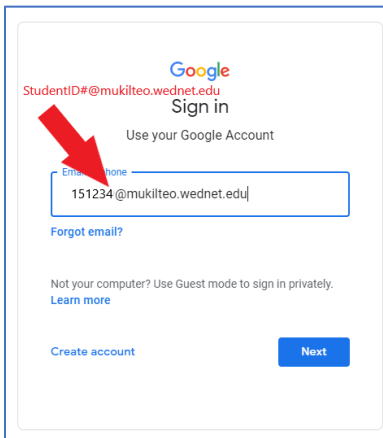


← Click the **Student Portal** button

Click on the **Classroom** tile →



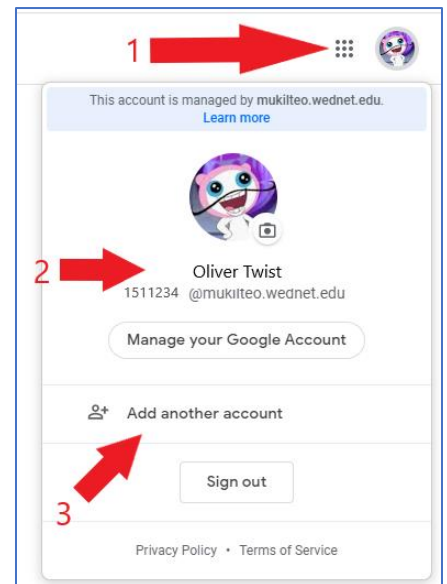
If you have never signed in to your district account, follow the prompts to enter your district username (student# followed by @mukilteo.wednet.edu) and password.



Once signed in, if you do not see a classroom tile for your class(es), you either need to join your class, or you might need to switch the account logged into Google.

1. Click the round account icon in the upper right corner.
2. Make sure this is your student account
  - a. Does the student name match?
  - b. Does it show your student ID number followed by @mukilteo.wednet.edu?
3. *If not* look to see if you can pick the right account from the list of other accounts on this device.  
Or, choose **Add another account** and sign in with the student ID number followed by @mukilteo.wednet.edu

**Only Mukilteo School District accounts can access MSD Google Classrooms.**



To join a classroom, you will need the class code from the teacher.

1. Click the plus sign in the upper right corner.
2. Choose **Join class**
3. Enter the code

Don't have the code? Send your teacher an email to request it!  
Teacher emails can be found in the district directory on our webpage.

