
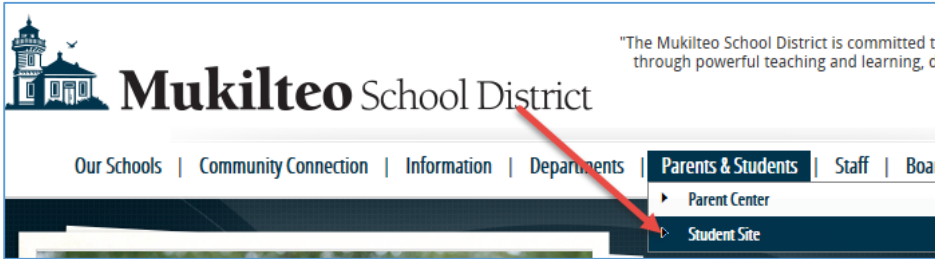


Student Home Access: MSD OneDrive and Office 365

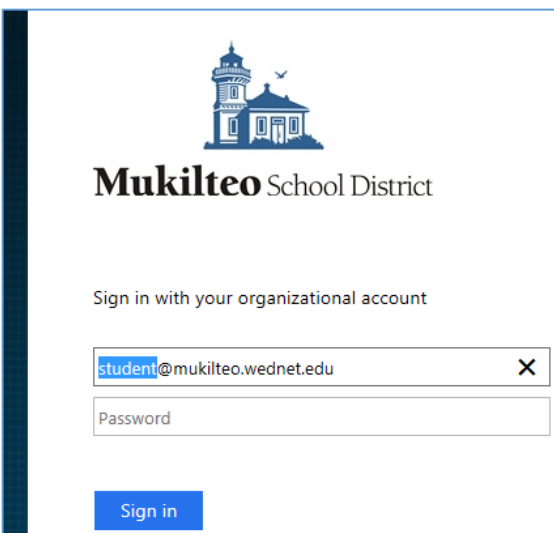
Start at the Mukilteo School District webpage: www.mukilteo.wednet.edu

Click on **Student Site**, found under the **Parents & Students** link.



Find and click the **Office 365** logo.

This will bring you to the MSD portal login for OneDrive and Office 365.



To login, highlight the word student and replace it with your student ID number.

Do not delete the @mukilteo.wednet.edu.

Enter your regular student password, that you use to login to a computer at school.

You will start at the Office 365 home page.



Use the **One Drive** app to access files that you have saved there from school and home.

Use the **Word Online**, **Excel Online**, **PowerPoint Online** or **OneNote Online** apps to create new files while working in your web browser.

Want to work in the full Office 2013 program? Ask your parents for permission to download it. The **Install now** button can be used to download Office 2013 software on to five different devices, for free! As long as you are enrolled as a Mukilteo School District student, you will be able to use this software on your computer. If you leave the district, your license to use the software will expire in 30 days.