

Flute—Unit A


DIRECTIONS: For each note below, write the note name and fill in the keys you would press to sound the note. When you're finished naming and filling in the fingerings, play the notes.



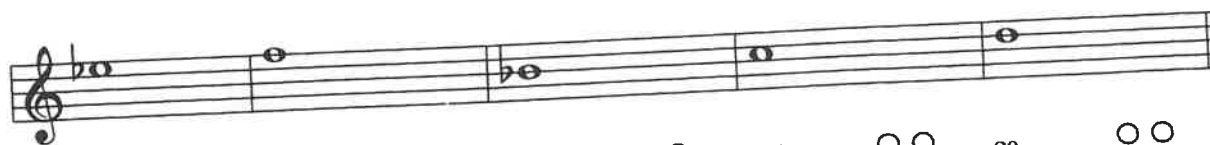
1. — 2. — 3. — 4. — 5. —



6. — 7. — 8. — 9. — 10. —



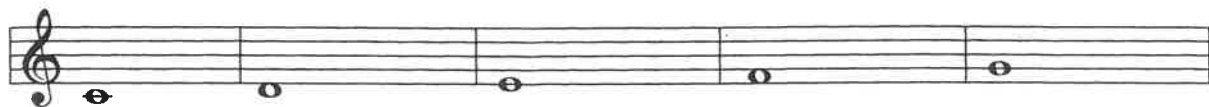
11. — 12. — 13. — 14. — 15. —



16. — 17. — 18. — 19. — 20. —

Clarinet—Unit A

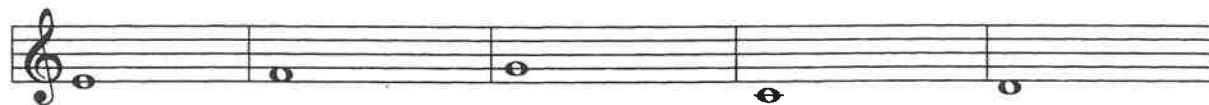
DIRECTIONS: For each note below, write the note name and fill in the keys you would press to sound the note. When you're finished naming and filling in the fingerings, play the notes.



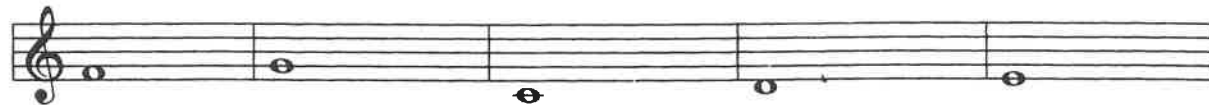
1. _____ 2. _____ 3. _____ 4. _____ 5. _____



6. _____ 7. _____ 8. _____ 9. _____ 10. _____



11. _____ 12. _____ 13. _____ 14. _____ 15. _____




16. _____ 17. _____ 18. _____ 19. _____ 20. _____

Name _____

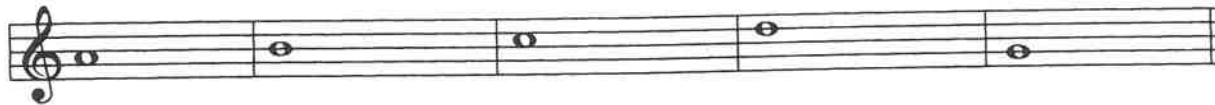
Date _____

Alto Saxophone—Unit A


DIRECTIONS: For each note below, write the note name and fill in the keys you would press to sound the note. When you're finished naming and filling in the fingerings, play the notes.




1. _____ 2. _____ 3. _____ 4. _____ 5. _____



6. _____ 7. _____ 8. _____ 9. _____ 10. _____



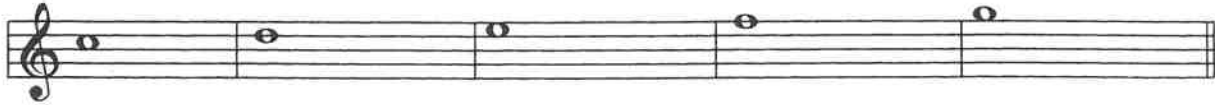
11. _____ 12. _____ 13. _____ 14. _____ 15. _____



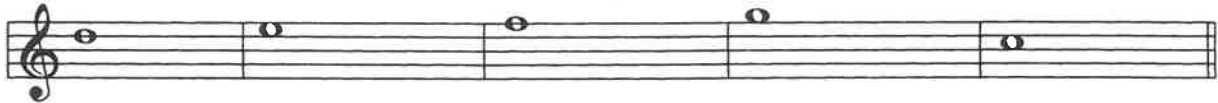
16. _____ 17. _____ 18. _____ 19. _____ 20. _____

Tenor Saxophone—Unit A

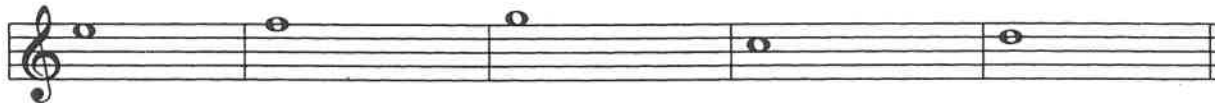
DIRECTIONS: For each note below, write the note name and fill in the keys you would press to sound the note. When you're finished naming and filling in the fingerings, play the notes.



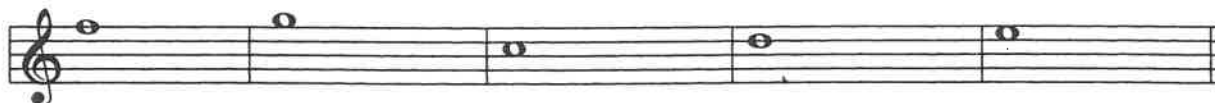
1. _____ 2. _____ 3. _____ 4. _____ 5. _____



6. _____ 7. _____ 8. _____ 9. _____ 10. _____



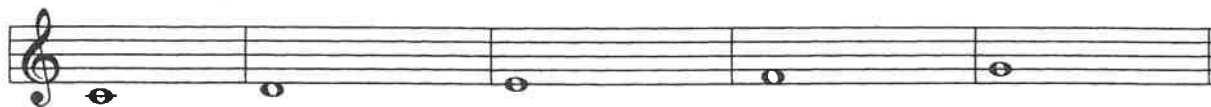
11. _____ 12. _____ 13. _____ 14. _____ 15. _____



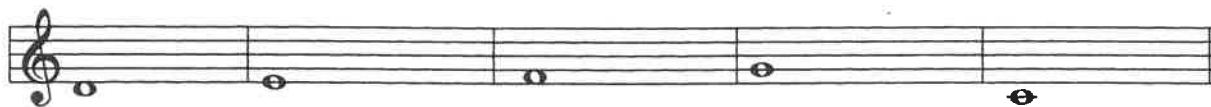
16. _____ 17. _____ 18. _____ 19. _____ 20. _____

Trumpet and Baritone T.C.—Unit A

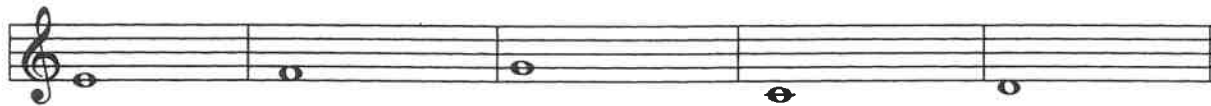
DIRECTIONS: For each note below, write the note name and fill in the valves you would press to sound the note. When you're finished naming and filling in the fingerings, play the notes.



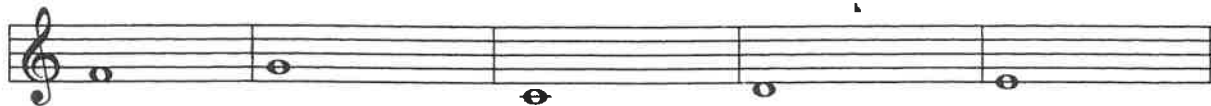
1. ____ ○○○ 2. ____ ○○○ 3. ____ ○○○ 4. ____ ○○○ 5. ____ ○○○



6. ____ ○○○ 7. ____ ○○○ 8. ____ ○○○ 9. ____ ○○○ 10. ____ ○○○



11. ____ ○○○ 12. ____ ○○○ 13. ____ ○○○ 14. ____ ○○○ 15. ____ ○○○



16. ____ ○○○ 17. ____ ○○○ 18. ____ ○○○ 19. ____ ○○○ 20. ____ ○○○

Name _____ Date _____

Baritone B.C.—Unit A

DIRECTIONS: For each note below, write the note name and fill in the valves you would press to sound the note. When you're finished naming and filling in the fingerings, play the notes.



1. ____ ○○○ 2. ____ ○○○ 3. ____ ○○○ 4. ____ ○○○ 5. ____ ○○○



6. ____ ○○○ 7. ____ ○○○ 8. ____ ○○○ 9. ____ ○○○ 10. ____ ○○○



11. ____ ○○○ 12. ____ ○○○ 13. ____ ○○○ 14. ____ ○○○ 15. ____ ○○○



16. ____ ○○○ 17. ____ ○○○ 18. ____ ○○○ 19. ____ ○○○ 20. ____ ○○○

Trombone—Unit A

DIRECTIONS: For each note below, write the note name and beside it write the slide position you would use to produce the note. When you're finished naming and filling in the slide positions, play the notes.




1. _____ 2. _____ 3. _____ 4. _____ 5. _____



6. _____ 7. _____ 8. _____ 9. _____ 10. _____



11. _____ 12. _____ 13. _____ 14. _____ 15. _____



16. _____ 17. _____ 18. _____ 19. _____ 20. _____